

GURU GOBIND SINGH COLLEGE OF ENGINEERING & RC, NASHIK


INSTITUTE's FEEDBACK REPORT (MID SEM)


DEPARTMENT OF BASIC ENGINEERING SCIENCE


ACADEMIC YEAR-2019-20 (SEM-I)

Rate The Teaching-learning process parameters of mentioned subject :- (Poor:1, Poor-2, Avg-3, Good-4, Excellent-5)

| S.N | Question | Div-A | Div-B | Div-C | SUM | AVG |
|-----|--|-------|-------|-------|-------|-------------|
| 1 | Laboratory Equipment and Training | 4.24 | 4.00 | 4.11 | 12.35 | 4.12 |
| 2 | Library | 3.95 | 3.31 | 3.30 | 10.55 | 3.52 |
| 3 | Play Ground & Sport Activity | 3.30 | 3.19 | 2.56 | 9.05 | 3.02 |
| 4 | Canteen | 3.62 | 3.27 | 2.67 | 9.56 | 3.19 |
| 5 | Co-curricular & Extra- curricular activities | 3.95 | 3.77 | 3.19 | 10.90 | 3.63 |
| 6 | Motivational Activities | 3.81 | 3.62 | 3.70 | 11.13 | 3.71 |
| 7 | Assessment of Examinations | 4.03 | 3.85 | 3.15 | 11.02 | 3.67 |
| 8 | Internet Facility | 3.49 | 3.15 | 2.78 | 9.42 | 3.14 |
| 9 | Training and Placement Support | 3.46 | 3.23 | 2.59 | 9.28 | 3.09 |
| 10 | Handling of Grievances of the Students | 3.81 | 3.69 | 3.63 | 11.13 | 3.71 |
| 11 | Safety and Security of the Students | 4.22 | 3.85 | 3.70 | 11.77 | 3.92 |
| 12 | Gender Equality Promotions | 4.11 | 3.85 | 3.19 | 11.14 | 3.71 |
| 13 | Campus Environment and Cleanness | 4.19 | 4.23 | 3.07 | 11.49 | 3.83 |
| 14 | Teaching Quality | 4.05 | 3.69 | 3.85 | 11.60 | 3.87 |
| 15 | Public perception about the Institute | 3.97 | 3.65 | 3.74 | 11.37 | 3.79 |
| 16 | Overall Ranking of the Institute | 3.89 | 3.85 | 3.78 | 11.52 | 3.84 |
| 17 | At what level Digital India is Promoted | 3.78 | 3.85 | 3.85 | 11.48 | 3.83 |
| 18 | Any Suggestions for review and design of Syllabus for further Recommendations: | | | | | |


(Mr. S.G. Shukla)
HOD BES


(Dr. S. D. Kalpande)
Academic Dean


(Dr. N. G. Nikam)
Principal

GURU GOBIND SINGH COLLEGE OF ENGINEERING & RC, NASHIK

INSTITUTE's FEEDBACK REPORT (MID SEM)


DEPARTMENT OF BASIC ENGINEERING SCIENCE


ACADEMIC YEAR-2019-20 (SEM-II)


Rate The Teaching-learning process parameters of mentioned subject :- (Poor:1, Poor-2, Avg-3, Good-4, Excellent-5)

Date: 03/03/2020

| S.N | Question | Div-A | Div-B | Div-C | SUM | AVG |
|-----|--|-------|-------|-------|-------|-------------|
| 1 | Laboratory Equipment and Training | 3.59 | 3.84 | 3.76 | 11.19 | 3.73 |
| 2 | Library | 3.59 | 3.65 | 3.76 | 11.00 | 3.67 |
| 3 | Play Ground & Sport Activity | 3.00 | 2.92 | 3.12 | 9.04 | 3.01 |
| 4 | Canteen | 3.15 | 2.59 | 3.00 | 8.74 | 2.91 |
| 5 | Co-curricular & Extra- curricular activities | 3.41 | 3.22 | 3.40 | 10.02 | 3.34 |
| 6 | Motivational Activities | 3.74 | 3.73 | 3.76 | 11.23 | 3.74 |
| 7 | Assessment of Examinations | 4.04 | 3.51 | 3.84 | 11.39 | 3.80 |
| 8 | Internet Facility | 3.52 | 3.24 | 3.72 | 10.48 | 3.49 |
| 9 | Training and Placement Support | 3.26 | 3.24 | 3.52 | 10.02 | 3.34 |
| 10 | Handling of Grievances of the Students | 3.59 | 3.51 | 3.80 | 10.91 | 3.64 |
| 11 | Safety and Security of the Students | 3.85 | 3.76 | 3.92 | 11.53 | 3.84 |
| 12 | Gender Equality Promotions | 3.89 | 3.78 | 3.92 | 11.59 | 3.86 |
| 13 | Campus Environment and Cleanness | 3.59 | 3.89 | 4.04 | 11.52 | 3.84 |
| 14 | Teaching Quality | 3.63 | 3.78 | 4.00 | 11.41 | 3.80 |
| 15 | Public perception about the Institute | 3.56 | 3.43 | 3.96 | 10.95 | 3.65 |
| 16 | Overall Ranking of the Institute | 3.44 | 3.68 | 4.00 | 11.12 | 3.71 |
| 17 | At what level Digital India is Promoted | 3.74 | 3.73 | 3.88 | 11.35 | 3.78 |
| 18 | Any Suggestions for review and design of Syllabus for further Recommendations: Provide Sports facility in regular curriculam | | | | | |


Mr. S.G. Shukla
HOD BES


Dr. S. D. Kalpande
Academic Dean


Dr. N. G. Nikam
Principal